

	Month (%)	Quarter (%)	1 Year (%)	2 Years (% p.a.)	3 Years (% p.a.)	Since Inception^ (% p.a.)	Since Inception Cumulative^ (%)
eInvest Better Future Fund (Managed Fund)	3.0	5.7	-8.4	-2.4	4.2	7.4	30.3
S&P/ASX Small Ordinaries Accumulation Index	6.6	7.6	-4.4	1.0	2.4	3.9	15.0
Value Added	-3.6	-1.9	-4.0	-3.4	1.8	3.5	15.3

^Inception date was 23 May 2019. Performance shown above are net of fees. Fund returns are calculated using net asset value per unit at the start and end of the specified period and do not reflect the brokerage or the bid ask spread that investors incur when buying and selling units on the ASX. Past performance is not a reliable indicator of future performance.

Overview

The benchmark rose a very strong 6.6% during January as earnings preannouncements were generally better than feared and the market pursued cyclical stocks. The fund was up 3.0%, underperforming the benchmark by 3.6%. Key contributors to the relative underperformance were our underweight position in cyclical exposures, including resources, while a number of our defensive holdings lagged the rally.

Positive contributors to relative performance this month included Sims Ltd (+16.6%), G8 Education (+13.6%), Calix Ltd (+24.2%) and Charter Hall (+14.9%).

The key negative contributors to relative performance this month were Spark NZ (-4.4%), Meridian Energy (-1.4%), Telix Pharmaceuticals (-2.5%) and Steadfast Group (-4.2%).

Better Future Highlight

During the month Calix announced that the Solar Methanol Project of which it is a consortium member has been awarded approximately \$40m funding from the Australian Renewable Energy Agency and Germany's Federal Ministry of Education and Research to develop the production of sustainable fuels from captured carbon dioxide emissions.

Part of the project will also involve Calix working with Adbri to make zero emissions lime with electrification and the capture of unavoidable carbon dioxide emissions as part of the production process using Calix technology. This carbon dioxide will then be used as an input to the production of green methanol. This is significant as it develops another use for the carbon dioxide which is captured as part of Calix's LEILAC process.

The green methanol produced by the Project will be developed into sustainable fuels for the maritime and aviation sectors, two of the hardest-to-abate transport sectors responsible for 4.3% of global carbon dioxide emissions.

The funding from the German government for the project highlights the potential to use Australian renewable energy to assist with the decarbonisation of global industry with the demonstration plant to be constructed in Port Augusta, South Australia.

eInvest Better Future Fund (Managed Fund)

The aim of IMPQ is to grow the value of your investment over the long term by investing in companies predominantly outside the S&P/ASX Top 50 Index that conduct business taking into account environmental, social and governance ("ESG") considerations and/or businesses that are making a positive contribution to creating a better future. IMPQ seeks to provide a total return (after fees) that exceeds the S&P/ASX Small Ordinaries Accumulation Index.

Portfolio Manager

Damian Cottier

IMPQ FUM

\$38 million

Distribution Frequency

Annually (if any)

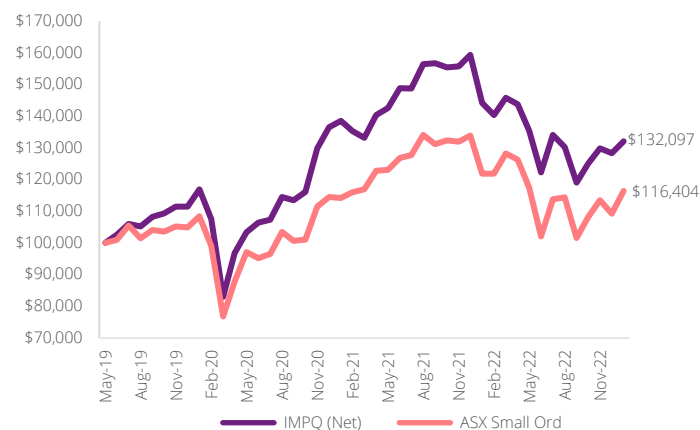
Fees

0.99% p.a. (incl of GST and RITC)
+ Performance fee

Inception Date

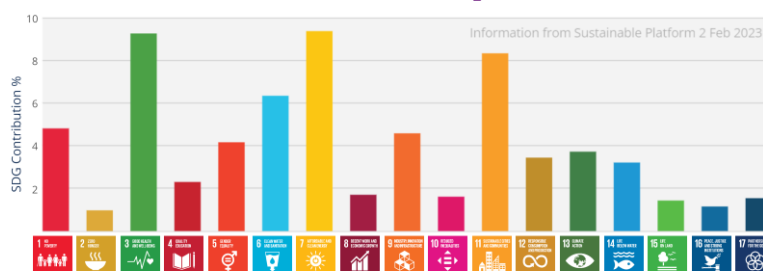
23 May 2019

Growth of \$100,000 Since Inception



Performance shown net of fees with distributions reinvested. Does not take into account any taxes payable by an investor. Past performance is not a reliable indication of future performance.

Portfolios Contribution to the UN Sustainable Development Goals



Total Contribution: 67.93%

(equal to 52.64% social impact contribution and 15.29% environmental impact contribution)

Source: Data provided by the Sustainable Platform 2 February 2023; based on company revenues.

Fund Review

The benchmark rose a very strong 6.6% during January as earnings preannouncements were generally better than feared. The fund was up 3.0% after fees, underperforming the benchmark by 3.6%.

Key contributors to the relative underperformance were our underweight position in cyclical exposures, including resources, while a number of our defensive holdings lagged the rally. Also contributing to this performance outcome were some of our non-index stocks which in general lagged the initial stages of the rally. We remain comfortable with the broad balance that we have in the portfolio in the current environment.

Positive contributors to relative performance this month included Sims Ltd (+16.6%), G8 Education (+13.6%), Calix Ltd (+24.2%) and Charter Hall (+14.9%).

The key negative contributors to relative performance this month were Spark NZ (-4.4%), Meridian Energy (-1.4%), Telix Pharmaceuticals (-2.5%) and Steadfast Group (-4.2%).

There were no updates during the month from Sims, with the stock benefiting from the move to more cyclical exposures during the month. G8 Education was stronger after a better-than-expected update in December.

As mentioned overleaf, Calix announced significant grants from Australian and German government agencies to advance the Solar Methanol Project which presents an interesting use of the byproducts of Calix's LEILAC process to capture carbon dioxide from the lime production process.

There were no updates from Spark NZ or Steadfast during the month. Meridian Energy provided its usual monthly update which was largely in line with expectations.

Telix Pharmaceuticals was weaker despite providing a quarterly sales update which was ahead of consensus expectations, with sales of \$76.8m for the second full quarter of sales for the company's Illucix prostate cancer imaging product. This was 39% higher than the strong first full quarter of sales.

One stock that provided a disappointing update was Impedimed. Impedimed fell 22.8% after announcing that the US National Comprehensive Cancer Network (NCCN) had not amended its guidelines to more directly refer to the company's process to monitor lymphoedema in breast cancer survivors which was expected to facilitate health fund reimbursement for the use of the company's SOZO product in the US. This was a disappointing result albeit the company is pursuing a number of other avenues to reimbursement, including inclusion in the NCCN Survivorship Panel guidelines which are expected to be updated later in the year.

At month end, the portfolio held 45 stocks and cash of 7.8%.

At January end, the weighted average Perennial-derived Environmental, Social, Governance and Engagement ("ESGE") Score of the Fund was 7.3 which is 28% higher than the benchmark ESGE Score of 5.7.

ESG Activity

As usual, January was a quieter month. Our ESG activity during the month included:


- Climate Active Certification for Perennial's operational carbon neutral status: Read more [here](#).
- Participated in a survey for Pacific Edge on sustainability standards.
- Perpetual merger with Pental resulted in a greater proportion of females on the board now at 44%.

Top 5 Portfolio Positions	IMPQ (%)	Index (%)
Meridian Energy Ltd	5.0	0.0
Telix Pharmaceuticals Ltd	5.0	0.7
Sims Ltd	4.4	1.0
Chorus Ltd	4.3	1.4
NIB Holdings	4.1	1.6



Portfolio Manager, Damian Cottier (right) and Co-Head of ESG & Equities Analyst, Emilie O'Neill (left)

Contact us

 Level 27, 88 Phillip Street
Sydney NSW 2000

 1300 420 094

 invest@perennial.net.au

 www.perennial.net.au

Issued by Perennial Value Management Limited (ABN 22 090 879 904, AFSL No. 247293) as the Investment Manager. The Responsible Entity is Perennial Investment Management Limited (ABN 13 108 747 637, AFSL No. 275101). Perennial Partners Limited (ABN 90 612 829 160) is a Corporate Authorised Representative (1293138) of Perennial Value Management Limited. Both the Investment Manager and Responsible Entity form part of Perennial Partners. This promotional statement is provided for information purposes only. Accordingly, reliance should not be placed on this promotional statement as the basis for making an investment, financial or other decision. This promotional statement does not take into account your investment objectives, particular needs or financial situation and is not intended to constitute advertising or advice of any kind and you should not construe the contents of promotional statement as legal, tax, investment or other advice. This promotional statement does not constitute an offer or inducement to engage in an investment activity nor does it form part of any offer documentation, offer or invitation to purchase, sell or subscribe for interests in any type of investment product or service. You should read and consider any relevant offer documentation applicable to any investment product or service and consider obtaining professional investment advice tailored to your specific circumstances before making any investment decision. While every effort has been made to ensure the information in this promotional statement is accurate; its accuracy, reliability or completeness is not guaranteed. Past performance is not a reliable indicator of future performance. Net performance is based on redemption price for the period and assumes that all distributions are reinvested. Fees indicated reflect the maximum applicable. The current relevant product disclosure statement and target market determination can be found on Perennial's website www.perennial.net.au. Use of the information on our website is governed by Australian law and is subject to the terms of use. No distribution of this material will be made in any jurisdiction where such distribution is not authorised or is unlawful.