

	NAV (\$)	Quarter (%)	CAGR <sup>2</sup> (%)	Since Inception <sup>1</sup> Cumulative (%)
Perennial Private to Public Opportunities Fund No.3	1.007	+0.3	+0.3	+0.7

## Performance Update

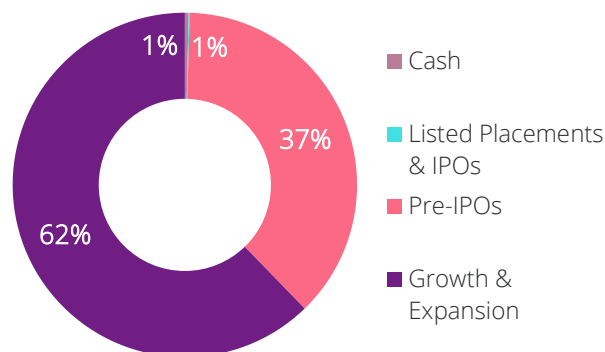
The Private to Public Opportunities Fund No.3 (PPP3) delivered +0.3% (net of fees) for the quarter ending September 2023. Since inception in August 2021, PPP3 has returned +0.7% (net of fees) and is fully deployed.

It was a quieter quarter for the Fund in terms of activity. The main driver of the small positive performance was the decline in the \$A which positively impacted the valuation for PPP3's foreign currency domiciled companies. We also reduced the overall listed exposure of the fund during the quarter.

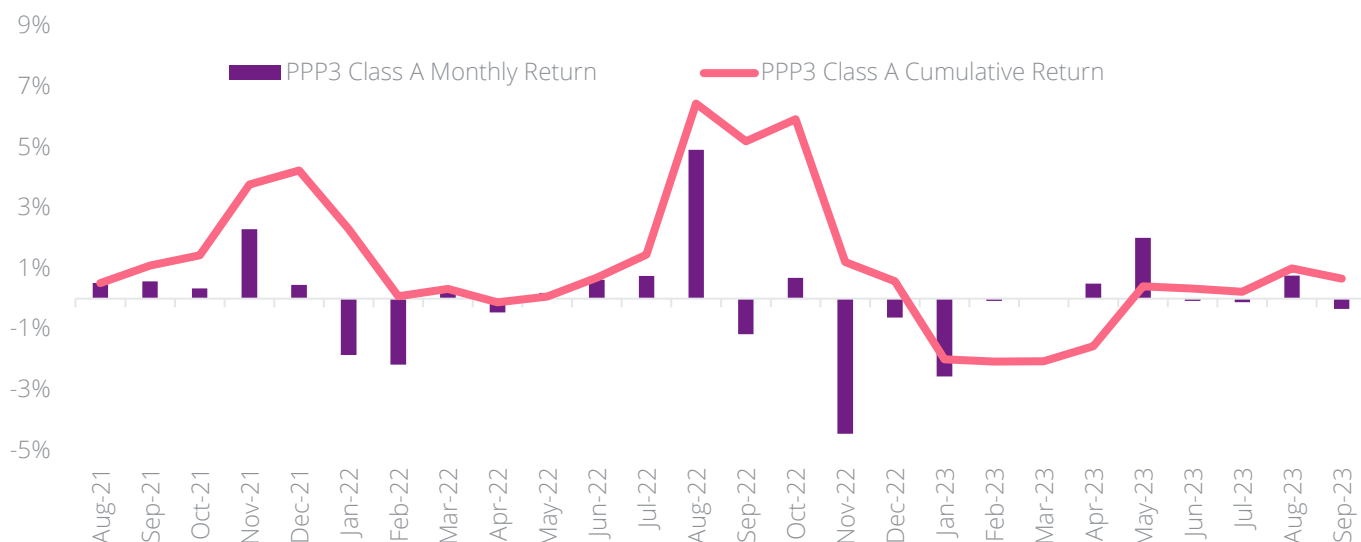
During the period, the carrying value of our position in a data SaaS business was reduced as the company completed the sale of one of its core divisions.

In general, the private investments held in PPP3 continue to perform well as they represent structural growth businesses across multiple industry sectors. However, as a result of the current macro volatility, we expect the private positions in PPP3 to take longer to reach an ASX listing. On the other hand, M&A activity within the Fund's private company portfolio has seen a marked increase in recent months, and we expect this to be a key driver of returns during FY24.

## Current Fund Allocation



## Return Since Inception<sup>1</sup> Net of Fees (%)



<sup>1</sup> Inception date for PPP3 is 18 August 2021. Performance shown is net of fees. It does not take into account any taxes payable by an investor. Past performance is not a reliable indicator of future performance.

<sup>2</sup> CAGR is compound annual growth rate.

## Increasing IPO Activity

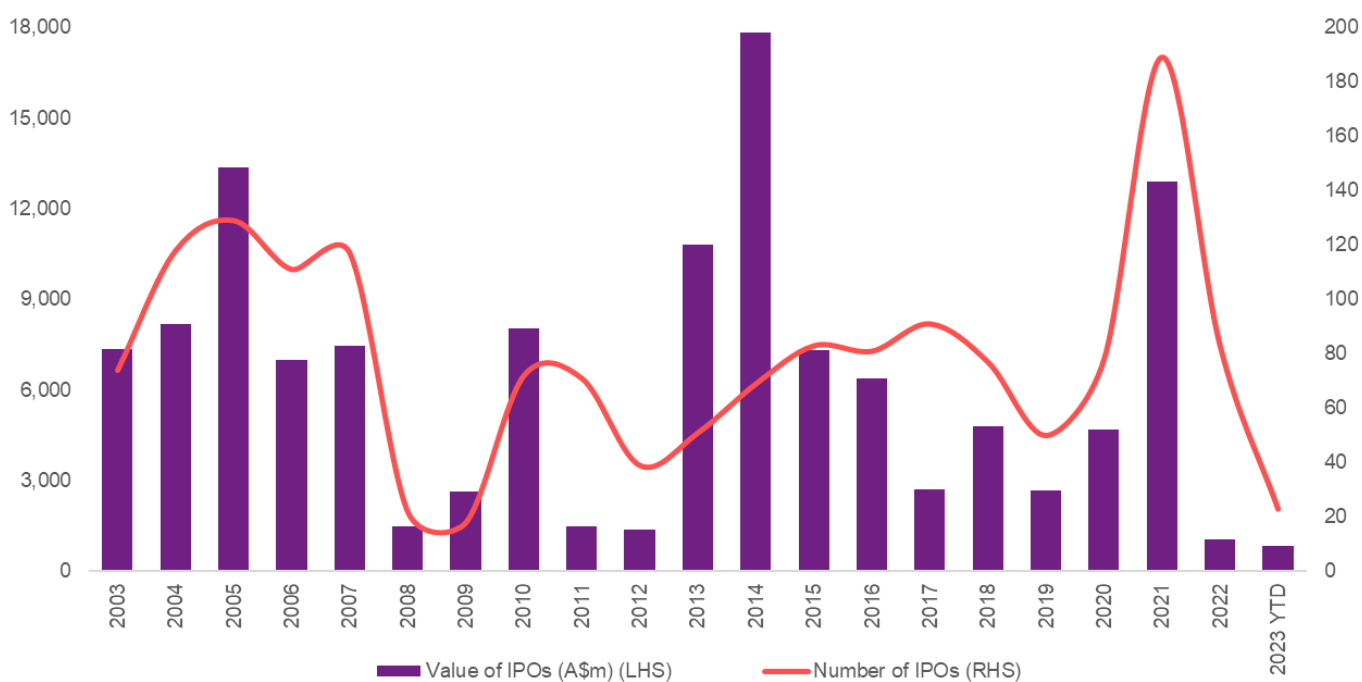
One of the key themes during the September 2023 quarter was the re-emergence of IPO activity in both Australia and the USA. We investigate this theme in more detail below.

### Recent IPO Activity on ASX

As highlighted on the chart below, the last 18-months have been incredibly quiet for IPO activity in Australia, especially outside of the resources sector. This main driver of the low number of new ASX listings during this period were global macro headwinds and equity market volatility. In CY22, the value of IPO capital raised fell to 30-year lows, and while the number of transactions was close to the long-term ASX average, many of these IPOs were in the mining exploration sector and raised only small amounts of capital. However in recent months, the domestic market has started to see increased IPO activity, with 4 non-resources companies listing on ASX including chemical distributor Redox and medtech business Curvebeam. Unfortunately, all four of these non-resources names are trading below IPO issue price at the time of writing, partially due to another bout of macro-driven equity market volatility recently. The Perennial private funds did not invest in any of these four recent IPOs.

Despite this mixed after-market performance, the domestic IPO pipeline continues to build with Nido, Virgin, MolyCop, Cuscal, AirTrunk and Mondiale VGL all on the horizon according to press reports. Interestingly, the majority of these businesses have not undertaken a pre-IPO round from institutions. In many cases this reflects the larger equity values for these companies, and the decision to use the IPO as a mechanism for a sell-down by existing shareholders rather than raise new primary capital. To date, the domestic companies finding better IPO support from institutions are larger, profitable businesses with predictable operating histories, plus those businesses raising primary capital to grow. It feels too early for younger high-growth technology stocks to list successfully on ASX, however this could change in CY24 given recent activity in the US market. There are also a number of private companies within the PPP portfolios which may look to IPO over the next 12 months which we can discuss closer to their proposed date of listing.

### Annual IPOs on ASX by number and value over the last 20 years

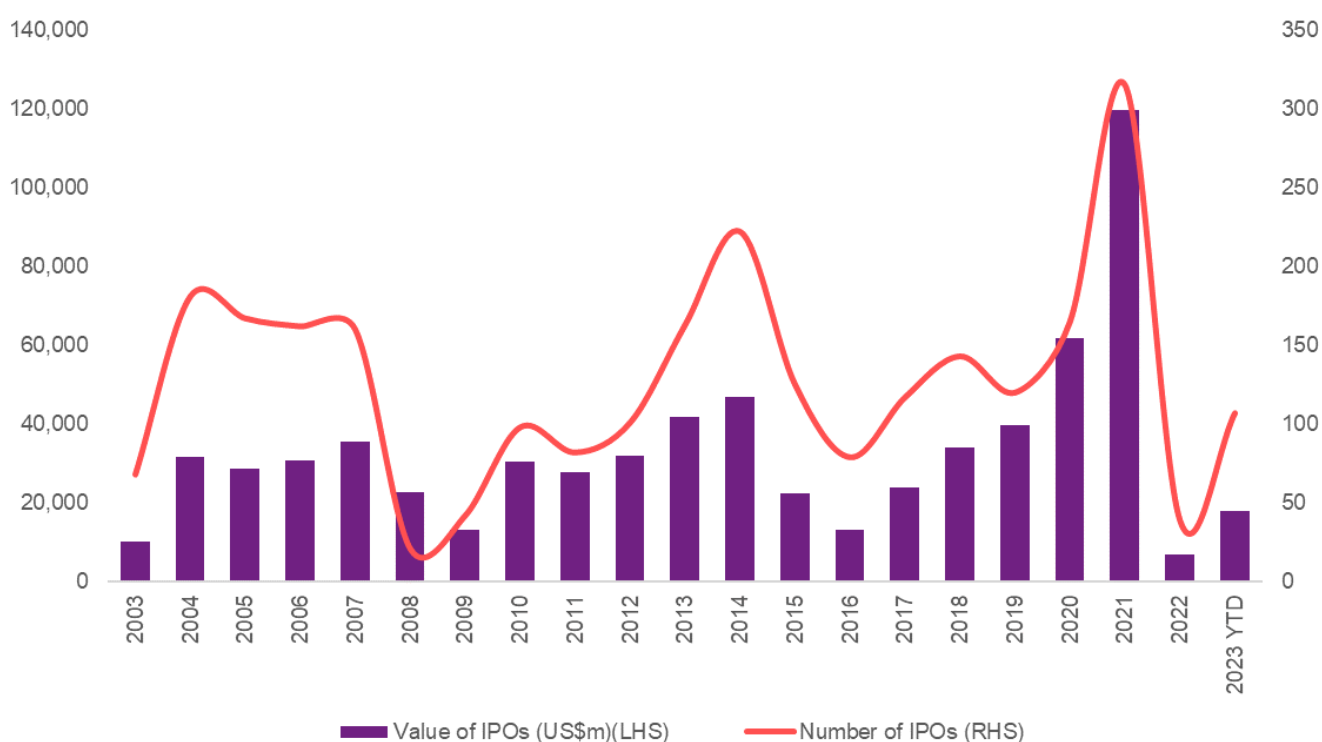


Source: Ord Minnett, ASX, Perennial

## Recent IPO Activity in the USA

As was the case in Australia, the US IPO market over the last 18 months has also been negatively impacted by the equity market selloff and macroeconomic concerns as demonstrated on the chart below. However, the US market is now showing good signs of increased IPO activity with YTD volumes and values recovering from a low point last year. So far in CY23, the US market has seen 107 IPOs (excluding SPAC listings) which is marked increase on the 39 listings in CY22. The IPOs this year include a number of larger companies such as chip-maker ARM (+9% on IPO issue price at the time of writing), grocery delivery business Instacart (-10%), marketing platform Klaviyo (+16%) and footwear company Birkenstock (listed this week). Other private companies in the IPO pipeline in the USA include the fintech Chime, payments business Stripe and social media platform Reddit. In a key difference to Australia, a number of the recent and future IPOs in the US market are technology companies, albeit they generally have long operating histories and are profitable businesses.

## Annual IPOs on NYSE / NASDAQ by number and value over the last 20 years



Source: University of Florida, stockanalysis.com, Perennial  
 Note: The above data excludes SPACs, penny stocks, REITs, units, funds and other small raisings


Thank you for your continued interest in PPP3.

Yours sincerely  
The Perennial Private Investments Team



L to R: Brendan Lyons, Ryan Sohn, Karen Chan, Andrew Smith, James McQueen

## Contact us

 Level 27, 88 Phillip Street  
Sydney NSW 2000

 1300 133 451

 [invest@perennial.net.au](mailto:invest@perennial.net.au)

 [www.perennial.net.au](http://www.perennial.net.au)

Signatory of:

 **PRI** Principles for Responsible Investment



Issued by Perennial Value Management Limited (ABN 22 090 879 904, AFSL No.247293) as the Investment Manager. The Trustee is Perennial Investment Management Limited (ABN 13 108 747 637, AFSL No.275101). Perennial Partners Limited (ABN 90 612 829 160) (**Perennial**) is a Corporate Authorised Representative (No. 1293138) of Perennial Value Management Limited. Both the Trustee and Investment Manager form part of Perennial.

This document is provided for information purposes only. Accordingly, reliance should not be placed on this promotional statement as the basis for making an investment, financial or other decision. This document does not take into account your investment objectives, particular needs or financial situation and is not intended to constitute advertising or advice of any kind and you should not construe the contents of promotional statement as legal, tax, investment or other advice. This document does not constitute an offer or inducement to engage in an investment activity nor does it form part of any offer documentation, offer or invitation to purchase, sell or subscribe for interests in any type of investment product or service. While every effort has been made to ensure the information in this email is accurate its accuracy, reliability or completeness is not guaranteed. Past performance is not a reliable indicator of future performance. Gross performance does not include any applicable management fees or expenses. Net performance is based on redemption price for the period and assumes that all distributions are reinvested. Fees indicated reflect the maximum applicable. The information memorandum can be found on Perennial's website [www.perennial.net.au](http://www.perennial.net.au). Investments in the Fund are now closed. No further applications will be accepted. Use of the information on our websites is governed by Australian law and is subject to the terms of use. No distribution of this material will be made in any jurisdiction where such distribution is not authorised or is unlawful.