

	Month (%)	Quarter (%)	FYTD (%)	1 Year (%)	2 Years (% p.a.)	3 Years (% p.a.)	5 Years (% p.a.)	7 Years (% p.a.)	10 Years (% p.a.)	Since Inception ^ (% p.a.)
Perennial Value Australian Shares Trust (Net)	-4.0	-7.4	-5.3	3.0	1.2	11.3	6.6	6.4	5.6	8.8
S&P/ASX 300 Accumulation Index	-3.8	-7.3	-4.3	2.5	-0.1	8.7	7.2	7.7	6.6	7.7
Value Added	-0.2	-0.1	-0.7	0.5	1.3	2.6	-0.6	-1.3	-1.0	1.1

^Since inception: March 2000. Past performance is not a reliable indicator of future performance.

Overview

Markets declined again in October, with ongoing strong economic data sending bond yields surging higher. This saw the S&P500 fall -2.2%, the NASDAQ decline -2.8%, and the Nikkei 225 give back -3.1%. The FTSE100 fell -3.8%, with inflation data in the UK ticking back up. The Shanghai composite resumed its decline, down -2.9%, as economic data out of China continued to be soft.

The Australian market was also weak, with the ASX300 Accumulation Index finishing the month down -3.8%, logging its third consecutive monthly decline. While there are some signs of activity slowing, the domestic economy remains resilient. Despite the ongoing economic strength, inflation seems to have peaked, and the RBA remained on hold at its October meeting. However, we would caution that this data is backward looking and given the long lags in the transmission of monetary policy, the impact of previous rate increases is still yet to fully felt on the real economy.

Resources was the best-performing sector over the month, with Metals & Mining (-0.3%) holding its ground, as the iron ore price remained around US\$120/t. This has occurred despite the reported weakness in China and suggests that some segments of the economy may be performing better than thought. Gold stocks also outperformed on the back of the outbreak of hostilities in the Middle East. By contrast, interest rate sensitive sectors again underperformed as bond yields rose, with REITs (-5.7%), Healthcare (-7.1%) and IT (-7.4%) all lagging.

Fund Characteristics

The Trust aims to grow the value of your investment over the long term via a combination of capital growth and income, by investing in a diversified portfolio of Australian shares, and to provide a total return (after fees) that exceeds the S&P/ASX 300 Accumulation Index measured on a rolling three-year basis.

Portfolio Managers

Stephen Bruce, Andrew King

Trust FUM

AUD \$550 million

Distribution Frequency

Half yearly

Minimum Initial Investment

\$25,000

Trust Inception Date

March 2000

Fees

0.92% p.a.

APIR Code

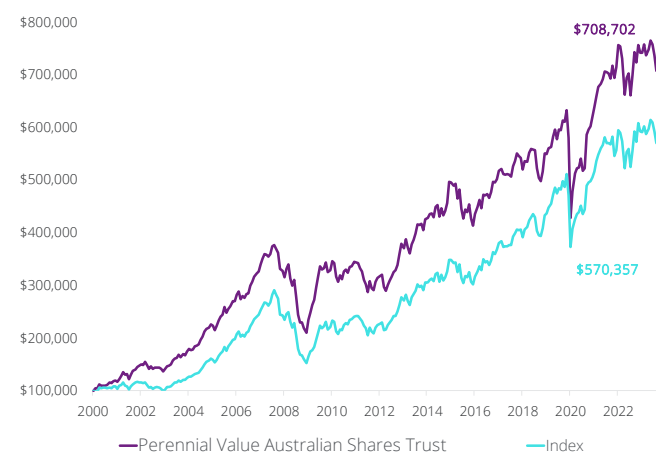
IOF0200AU

Portfolio Characteristics – FY25	Trust	Market
Price to Earnings (x)	13.1	14.9
Price to Free Cash Flow (x)	12.6	14.2
Gross Yield (%)	5.4	5.4
Price to NTA (x)	1.8	2.3

Source: Perennial Value Management. As at 31 October 2023

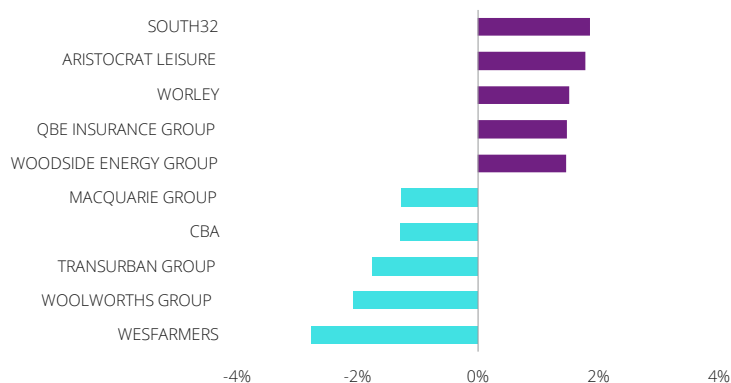
The above figures are forecasts only. While due care has been used in the preparation of forecast information, actual outcomes may vary in a materially positive or negative manner.

Growth of \$100,000 Since Inception

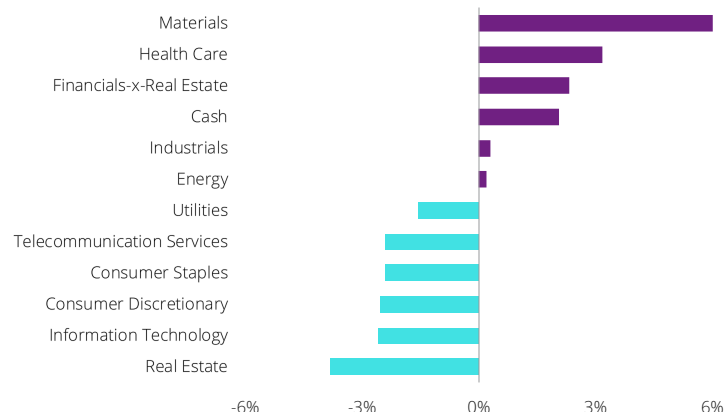


Performance shown net of fees with distributions reinvested. Does not take into account any taxes payable by an investor. Past performance is not a reliable indication of future performance.

Top 5 Over / Underweight Positions vs Index



Sector Active Exposure vs Index



Trust Review

The Trust returned -4.0%, after-fees in October, underperforming the benchmark by -0.2%.

Key contributors to performance over the month included gold holdings Northern Star (+11.5%) and Newmont (formerly Newcrest, +5.3%), which rallied as the gold price rose +7% to just shy of US\$2,000/oz, in response to the outbreak of conflict in the Middle East. We like to hold a position in gold to hedge the portfolio against tail events such as either an unexpected surge in inflation or unexpected shocks which send people fleeing to safety. While these stocks are being held primarily for the exposure to the gold price, in terms of quality, they are both top-10 global producers, with portfolios of tier 1, long-life assets. Further, in addition to their gold production, they also produce significant amounts of copper, for which demand is expected to outstrip supply over the medium term.

Despite the ongoing weakness in Chinese economic data, the iron ore price held firm, closing the month at just under US\$120/t. The strength in the iron ore price and the ongoing high level of steel production, suggest that some parts of the economy are performing more strongly than the official data would indicate. As we know, Chinese data needs to be interpreted with a degree of caution at the best of times. Further stimulus measures were also announced over the month, aimed at supporting activity levels. This saw the bulk miners rallying, with Fortescue (+6.6%), Rio Tinto (+3.5%) and BHP (+0.6%) all outperforming.

Also in the resources sector, Lynas Corporation (+3.8%) lifted after announcing that the Malaysian Government had extended its licence to operate its processing facility until March 2026. Lynas now has significant capacity, having recently completed construction of an alternative processing plant in Western Australia, in anticipation of having to cease operations in Malaysia. Rare earths are used in a range of applications which are critical to technologies such as electronics and the energy transition. Currently China supplies around 90% of the world's rare earths. Given increasing strategic competition and trade barriers, reliable alternatives are becoming increasingly valuable. Lynas fits the bill perfectly, with its Mount Weld mine being one of the largest rare earths mines in the world, safely located in Western Australia. This strategic value is highlighted by the fact that Lynas is also building a rare earths processing plant in Texas, in partnership with the US Department of Defence.

Other holdings which outperformed included biotech Immutep (+12.5%), which reported very promising clinical trials data. This company's immunotherapy drug candidate is being trialled for use, in conjunction with Merck's KEYTRUDA, for the treatment of non-small cell lung cancer. Results to date look very promising and, if these continue to be successful, it is highly likely that the company will be acquired for multiples of the current share price. Insurers IAG (-0.2%) and QBE (-0.7%), also outperformed, with their positive leverage to higher interest rates which boost their investment earnings.

Key detractors over the month included Pilbara Resources (-14.7%), which fell due to ongoing weakness in the lithium price. Slowing demand from battery makers has seen a fall in the lithium price from its very high levels. However, even assuming significantly lower prices, this stock is trading on an undemanding valuation. Further, the company is in a very strong financial position, with around \$3bn net cash on the balance sheet and is operating in an industry seeing significant corporate activity. Given all this, plus the fact that the stock is 16% short, it wouldn't take much to see a sharp rally, in our view.

Other detractors from performance over the month tended to be the Trust's smaller cap holdings, which suffered from the flight to safety. More generally, the small cap sector of the market has severely underperformed the large caps over the past several years. For example, over the last 2 years, the ex-100 has underperformed the broader market by more than -25%. As a result, at some point when confidence returns, there will be a very strong money-making opportunity in the small end of the market. The Trust follows a broad cap strategy, and while it currently has a neutral positioning in terms of market cap segments, we will be looking to allocate more to the small end of the market when the time comes.

Trust Activity

During the month, we increased our holdings in a number of stocks which have been sold off and are offering attractive value, including CSL and Iluka Resources. This was funded by exiting positions in Bluescope Steel and Paladin. At month end, stock numbers were 57 and cash was 2.1%.

Outlook

The global economy has proven surprisingly resilient in the face of the sharp rise in interest rates and other economic disruptions. Further, recent data suggests that, while inflation is proving sticky, it appears to have peaked. Importantly, unemployment rates remain very low in most major markets. The Australian economy continues to perform strongly, with strong employment growth, robust spending and rising property prices. The resources and agricultural sectors continue to experience positive conditions and the surge in immigration is providing a further boost to activity.

While the backdrop is currently sound, growth is slowing and the level of uncertainty is elevated, given the long lags in the transmission of monetary policy. As a result, a degree of caution is warranted and we prefer holding stocks with positive company specific drivers, as opposed to pure cyclical leverage, in addition to stocks with solid defensive characteristics. Importantly, the portfolio is set for an environment of slowing growth, higher inflation, and higher interest rates. This is achieved through overweight positions in the Resources and Energy sectors as well very select parts of the Consumer Discretionary sector. In the defensive part of the portfolio, this is achieved through holdings in the Healthcare, Insurance, Telco and Gold sectors.

While there is a high level of economic uncertainty, our focus remains on investing in quality companies with proven business models and strong balance sheets, which are offering attractive valuations and have the ability to deliver high levels of franked dividend income to investors.

Invest Online Now

Contact us



Level 27, 88 Phillip Street
Sydney NSW 2000



1300 730 032



invest@perennial.net.au



www.perennial.net.au

Signatory of:



Principles for Responsible Investment

Significant Investor Visa (SIV) Compliant

Issued by Perennial Value Management Limited (ABN 22 090 879 904, AFSL No. 247293) as the Investment Manager. The Responsible Entity is Perennial Investment Management Limited (ABN 13 108 747 637, AFSL No. 275101). Perennial Partners Limited (ABN 90 612 829 160) is a Corporate Authorised Representative (1293138) of Perennial Value Management Limited. Both the Investment Manager and Responsible Entity form part of Perennial Partners. This promotional statement is provided for information purposes only. Accordingly, reliance should not be placed on this promotional statement as the basis for making an investment, financial or other decision. This promotional statement does not take into account your investment objectives, particular needs or financial situation and is not intended to constitute advertising or advice of any kind and you should not construe the contents of promotional statement as legal, tax, investment or other advice. This promotional statement does not constitute an offer or inducement to engage in an investment activity nor does it form part of any offer documentation, offer or invitation to purchase, sell or subscribe for interests in any type of investment product or service. You should read and consider any relevant offer documentation applicable to any investment product or service and consider obtaining professional investment advice tailored to your specific circumstances before making any investment decision. While every effort has been made to ensure the information in this promotional statement is accurate, its accuracy, reliability or completeness is not guaranteed. Past performance is not a reliable indicator of future performance. Gross performance does not include any applicable management fees or expenses. Net performance is based on redemption price for the period and assumes that all distributions are reinvested. Fees indicated reflect the maximum applicable. Contractual arrangements, including any applicable management fee, may be negotiated with certain large investors. Investments in the Trusts must be accompanied by an application form. The current relevant product disclosure statements, additional information booklet, application forms and target market determination can be found on Perennial's website www.perennial.net.au. Use of the information on our website is governed by Australian law and is subject to the terms of use. No distribution of this material will be made in any jurisdiction where such distribution is not authorised or is unlawful.