

	Month (%)	Quarter (%)	FYTD (%)	1 Year (%)	Since inception^ (% p.a.)	Since Inception^ Cumulative (%)
Perennial Microcap Resources Trust (Net)	-0.1				-0.1	-0.1
S&P ASX Small Ordinaries Resources Index	-5.9				-5.9	-5.9
Value Added	5.8				5.8	5.8

^ Since inception: August 2021. Past performance is not a reliable indicator of future performance.

Overview

An end of month sell-off in commodity markets weighed the resources sector in September, with the XSO Small Resources index finishing down 5.9%. Pleasingly the trust held its ground, finishing -0.1% for the month net of all fees.

Initial market concerns regarding the fallout from large Chinese property developer Evergrande defaulting on its debt gave way to headlines regarding global energy shortages. These headlines contributed to a spike in carbon-based energy fuel prices towards month end, benefiting Carnarvon Petroleum and Cooper Energy.

While China is ramping up coal production to address its energy shortage, the western world's response is going to be complicated by the politics of carbon, particularly in Europe. We believe the most likely outcome is a doubling down of efforts to expand renewable energy generation, power storage and possibly a reassessment of a long-standing objection to nuclear by some countries.

Apart from nuclear, all these initiatives are very metal intensive. So, while an energy shortage may dent metals demand in the near term, the longer-term implications from the current power crisis are likely to be positive for new energy metals exposures.

Commodities



Perennial Microcap Resources Trust

The aim of the Trust is to grow the value of your investment over the long term by investing in a portfolio of Australian small and microcap listed and unlisted companies operating in the business of commodity production, commodity investment or as a service provider to the industry of commodity production

Portfolio Manager

Sam Berridge

Trust FUM

AUD \$17 million

Distribution Frequency

Annual

Minimum Initial Investment¹

\$25,000

Trust Inception Date

August 2021

Fees

1.20% p.a. + Performance fee

APIR Code

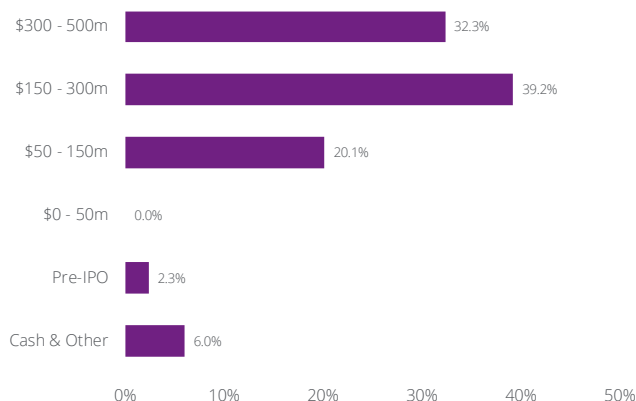
WPC0911AU

¹ Perennial Microcap Resources Trust is open to wholesale investors only.

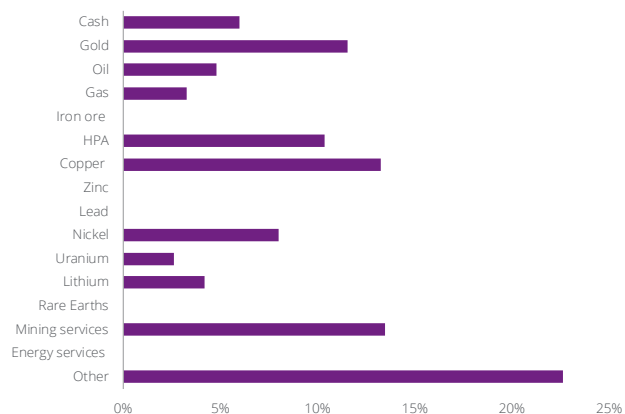
Top 5 Positions	Trust (%)
FYI Resources	6.4
Genus Plus	5.1
Genesis Minerals	4.8
Carnarvon Petroleum	4.8
Neometals	4.7

The above figures are forecasts only. While due care has been used in the preparation of forecast information, actual outcomes may vary in a materially positive or negative manner.

Market Capitalisation Exposure



Sector Exposure



Trust Review

A global energy shortage driven by recovering demand, restricted investment in carbon-based energy and the intermittency of renewable generation contributed to price gains for carbon fuels with oil (+7.6%), thermal coal (+25.1%) and gas (16.6%) all making strong gains during the month. The portfolio benefitted from this through holdings in:

- **Cooper Energy**, which was up 20.0% on a strengthening domestic gas outlook and speculation on a deal which would see Cooper take control of the Orbost Gas plant from APA.
- **Carnarvon Petroleum**, up 23.5% on stronger oil price and the announcement of drill to commence at the Buffalo project in November.

Results within the new energy metals space were volatile;

- **Queensland Pacific Metals** was up 42.1% after being awarded major project status for its TECH nickel development. The TECH project will produce low-carbon nickel for the battery sector.
- **Neometals** was up 16.3% after announcing further progress at its lithium battery recycling joint venture in Germany with SMS Group. Wet commissioning is now underway.
- **Jindalee Resources** was down 37.9% after releasing a scoping study into the development of its McDermitt lithium project in the US. The study had a positive finding for future development, but due to ASX limitations on disclosing financial metrics for scoping studies, a project NPV could not be disclosed, disappointing investors. We have our own NPV for the project, which is substantial. Post further drilling, JRL will be able to make a more fulsome release.
- **Panoramic Resources** up 10.3% as the company approaches a re-start of the Savannah nickel mine.

While gold stocks were generally weaker with **Dacian** down 18.8%, and **Ora Banda** down 5.0% on a weaker gold price (down 3.1%). The standout exception was **Genesis Minerals**, up 77.6% post former Saracen Minerals and Northern Star Managing Director Raleigh Finlayson announcing he would take over the Managing Directors roll from March next year.




Source: Company reports. Neometals commenced wet commissioning of its lithium battery recycling plant during the month. The project is a part of a joint venture with large German engineering firm SMS Group.

Global, Currency & Commodities (%)


S&P 500	-4.8
Nikkei 225	+4.9
FTSE 100	-0.5
Shanghai Composite	+0.7
RBA Cash Rate	0.10
AUD / USD	72.3c
Iron Ore	-24.3
Oil	+8.9
Gold	-1.9
Copper	-5.4

The portfolio finished the month with 32 positions and cash of 6.0%.



Investment team: Sam Berridge

Contact us

 Level 27, 88 Phillip Street
Sydney NSW 2000

 1300 730 032

 invest@perennial.net.au

 www.perennial.net.au

Signatory of:

 Principles for Responsible Investment

 Significant Investor Visa (SIV) Compliant

Issued by: The Investment Manager, Perennial Value Management Limited, ABN 22 090 879 904, AFSL: 247293. Responsible Entity: Perennial Investment Management Limited ABN 13 108 747 637, AFSL: 275101. This promotional statement is provided for information purposes only. Accordingly, reliance should not be placed on this promotional statement as the basis for making an investment, financial or other decision. This promotional statement does not take into account your investment objectives, particular needs or financial situation and is not intended to constitute advertising or advice of any kind and you should not construe the contents of this promotional statement as legal, tax, investment or other advice. This promotional statement does not constitute an offer or inducement to engage in an investment activity nor does it form part of any offer documentation, offer or invitation to purchase, sell or subscribe for interests in any type of investment product or service. You should read and consider any relevant offer documentation applicable to any investment product or service and consider obtaining professional investment advice tailored to your specific circumstances before making any investment decision. While every effort has been made to ensure the information in this promotional statement is accurate; its accuracy, reliability or completeness is not guaranteed. Past performance is not a reliable indicator of future performance. Gross performance does not include any applicable management fees or expenses. Net performance is based on redemption price for the period and assumes that all distributions are reinvested. Fees indicated reflect the maximum applicable. Contractual arrangements, including any applicable management fee, may be negotiated with certain large investors. Investments in the Trusts must be accompanied by an application form. The current information memorandum and application forms can be found on Perennial's website www.perennial.net.au. No distribution of this material will be made in any jurisdiction where such distribution is not authorised or is unlawful.