

	Month (%)	Quarter (%)	FYTD (%)	1 Year (%)	2 Years (% p.a.)	3 Years (% p.a.)	5 Years (% p.a.)	7 Years (% p.a.)	10 Years (% p.a.)	Since Inception (% p.a.)
Perennial Value Shares Wholesale Trust (Net)	0.0	4.2	13.8	-0.4	8.6	20.8	7.6	8.2	7.3	8.2
S&P/ASX 300 Accumulation Index	-0.2	3.3	13.3	-0.6	7.0	16.6	8.6	9.4	8.1	7.8
Value Added	0.2	0.9	0.5	0.2	1.6	4.2	-1.0	-1.2	-0.8	0.4

Since inception: June 2001. Past performance is not a reliable indicator of future performance.

Overview

March saw a wild ride in markets, with concerns over US regional banks leading to a sharp sell-off in the first half of the month. However, swift and decisive actions by the regulators was effective in convincing markets that systemic issues would be avoided. These interventions, in the form of forced mergers and closures of banks, along with deposit guarantees and the provision of open ended liquidity at attractive terms, stabilised markets and saw bond yields fall, as the prospect of further interest rate increases reduced. This was then followed by inflation readings which came in slightly better than expected, adding weight to the view that inflation has peaked and the rate increase cycle is nearing an end. This combined to see markets stage a recovery rally, to finish the month strongly, with the NASDAQ +5%, S&P500 +2% and Nikkei 225 +2%, while the Shanghai Composite was flat and the FTSE100 declined -3%.

The Australian market followed a similar pattern, with the ASX300 Accumulation Index declining sharply but rallying to finish the month down only -0.2%. The market was weighed down by the Financials (-4.9%) REIT (-6.8%) sectors, which were impacted by negative sentiment flowing from the US banking issues and concerns around commercial property. The Energy sector (-1.5%) also lagged, with the oil price weaker over the month. By contrast, the Metals & Mining sector (+6.4%) was stronger, with increases in base metal and iron ore prices. The gold miners were also very strong, with the gold price rising sharply as a result of elevated uncertainty.

Fund Characteristics

The Trust aims to grow the value of your investment over the long term via a combination of capital growth and income, by investing in a diversified portfolio of Australian shares, and to provide a total return (after fees) that exceeds the S&P/ASX 300 Accumulation Index measured on a rolling three-year basis.

Portfolio Managers

Stephen Bruce,
Andrew King

Trust FUM

AUD \$517 million

Distribution Frequency

Half yearly

Minimum Initial Investment

\$25,000

Trust Inception Date

June 2001

Fees

0.92% p.a.

APIR Code

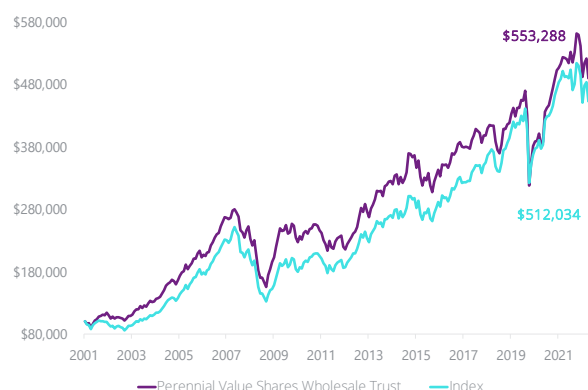
IOF0206AU

Portfolio Characteristics – FY24	Trust	Market
Price to Earnings (x)	13.4	14.5
Price to Free Cash Flow (x)	12.7	13.6
Gross Yield (%)	5.5	5.5
Price to NTA (x)	2.1	2.6

Source: Perennial Value Management. As at 31 March 2023

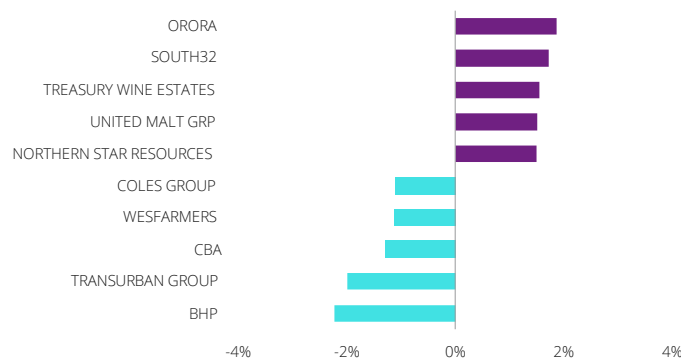
The above figures are forecasts only. While due care has been used in the preparation of forecast information, actual outcomes may vary in a materially positive or negative manner.

Growth of \$100,000 Since Inception

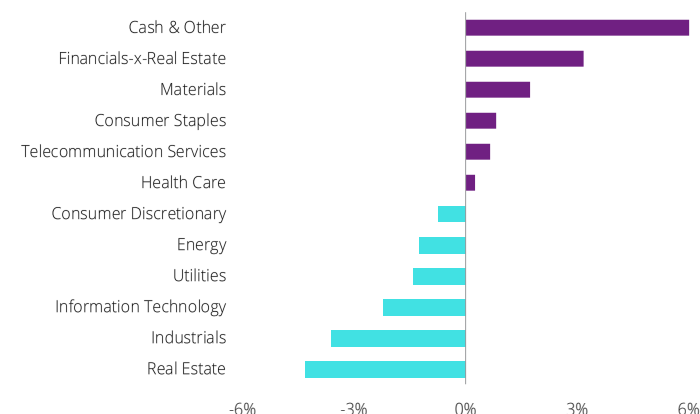


Performance shown net of fees with distributions reinvested. Does not take into account any taxes payable by an investor. Past performance is not a reliable indication of future performance.

Top 5 Over / Underweight Positions vs Index



Sector Active Exposure vs Index



Trust Review

The Trust delivered a flat return in March, outperforming the benchmark by +0.2% after fees.

The market continues to oscillate between optimism that inflation has peaked meaning, that the interest rate increases are close to an end, and pessimism that inflation will prove persistent and that rates have a way to go yet. Ironically, it was the outbreak of a banking crisis, and the likely resulting impact on the real economy, which swung the pendulum back to the view that inflation and rates had peaked.

This optimistic view was supported by the inflation readings, in both the US and Australia, which were slightly lower than market expectations. These statistics bounce around from month to month, and can often be interpreted in different ways, however, this was enough for the market to take a positive tack.

Key positive contributors to performance included United Malt (+33%). United Malt is the world's fourth largest maltster, with strong positions in North America, Australia and the UK. We have been positive on this company for some time, expecting a strong earnings turnaround, and with our valuation showing upside of over 20% to \$4.40. We also believed that there was a strong chance of it being a takeover target as the global malt industry continues to consolidate, with European agricultural conglomerate, InVivo, a likely acquirer. InVivo owns Malteries Soufflet, the world's second largest maltster, and combining the businesses would be a perfect fit. Under a takeover scenario, there would likely be a further premium to our fair valuation. During March, United Malt received a cash takeover offer at \$5.00 per share from Malteries Soufflet. This is a good outcome and we intend to accept the offer (in the absence of a superior bid).

Mining stocks were also strong during the month, as the data showed the post-COVID recovery in Chinese manufacturing and construction activity accelerating. This saw BHP (+8%), Rio Tinto (+6%) and Fortescue Metals (+5%) all outperforming. The Gold sector was particularly strong, with the gold price rallying +8% and approaching US\$2,000 per ounce, as investors sought safe havens amid the uncertainty sparked by the banking sector issues in the US. This saw holdings in Northern Star (+20%) and Newcrest (+19%) outperform strongly. Newcrest is currently the subject of a takeover offer by Canadian gold miner, Newmont, and we suspect that consolidation will continue in the gold sector as in other parts of the resources sector. In our view, Northern Star, as a top 10 global gold miner, with well-located assets and strong production growth, could well become a target also.

More broadly, we expect corporate activity to be an ongoing feature of the market, driven by two factors. Firstly, slowing economic growth often leads mature companies to pursue growth via acquisition. Secondly, financial buyers such as private equity funds, are sitting on record levels of undeployed funds and we anticipate that they will become very active as soon as markets stabilise. In addition to United Malt and Newcrest mentioned above, several of our other holdings have received takeover approaches in recent times. These include Oz Minerals (0%), which is being taken over by BHP, Healius (+15%), which received a merger proposal from Australian Clinical Laboratories and Ramsay Healthcare (-1%), which previously received (and rejected) a takeover offer from KKR. We believe that a number of other holdings may well attract interest, from either corporate or financial buyers. Examples include Integral Diagnostics (+8%), Tabcorp (-2%), Orora (-1%), Lotteries Corporation (0%) and Nufarm (-2%).

The Trust benefitted from its underweight position in the major banks, which underperformed by an average of -5% during the month, largely on the back of negative sentiment towards the financial sector, spilling over from the US banking issues.

The main detractors over the month included financial holdings, with Virgin Money UK (-16%), MA Financial (-11%) and Macquarie Group (-7%), being sold off for reasons mentioned above. Energy holdings were also weaker, on the back of a lower oil price, with Woodside Energy (-1%) and Santos (-1%) both modestly lower.

Trust Activity

During the month, we took profits and exited holdings in Transurban and Sims Metal and reduced our holding in Qantas. Proceeds were used to increase our Resources holdings and to reduce our bank underweight, following a period of underperformance by the sector. We also topped up our holding in Virgin Money UK. At month end, stock numbers were 62 and cash was 6.7%.

Outlook

Global growth is clearly slowing, as the delayed impacts of tighter monetary policy begin to flow through the real economy. While inflation is showing some signs of having peaked, it is still at a very high level, and this is presenting issues for consumers and businesses. Similarly, energy prices remain elevated and supply chain problems persist. On the positive, economies are benefitting from the ongoing post-COVID normalisation, particularly of migration patterns. While economic data is mixed, and varies greatly from region to region, unemployment rates are very low in most major markets. The Australian economy is performing particularly strongly and will continue to be a key beneficiary of the strength in commodity markets. Further, an expected strong increase in immigration will be supportive for growth. However, at the high level, there are a number of potentially significant changes in the global economic and political backdrop, from the return of inflation and the change in the interest rate cycle, to rising geopolitical tensions. As a result, the level of uncertainty is elevated, and a degree of caution is warranted.

This view is expressed in the portfolio through holding a combination of stocks with reopening leverage, as well as stocks with solid defensive characteristics. Importantly, the portfolio is positively leveraged to post-COVID reopening, higher inflation, and higher interest rates. Within the cyclical part of the portfolio, this is achieved through overweight positions in the Diversified Financials, as well as select parts of the Consumer Discretionary and Resources sectors. In the defensive part of the portfolio, this is achieved through holdings in the sectors such as Telcos, Healthcare and Insurance as well as a modest overweight in gold.

While there is a high level of economic uncertainty, our focus remains on investing in quality companies with proven business models and strong balance sheets, which are offering attractive valuations and have the ability to deliver high levels of franked dividend income to investors.

Invest Online Now

Contact us



Level 27, 88 Phillip Street
Sydney NSW 2000



1300 730 032



invest@perennial.net.au



www.perennial.net.au

Signatory of:



Issued by Perennial Value Management Limited (ABN 22 090 879 904, AFSL No. 247293) as the Investment Manager. The Responsible Entity is Perennial Investment Management Limited (ABN 13 108 747 637, AFSL No. 275101). Perennial Partners Limited (ABN 90 612 829 160) is a Corporate Authorised Representative (1293138) of Perennial Value Management Limited. Both the Investment Manager and Responsible Entity form part of Perennial Partners. This promotional statement is provided for information purposes only. Accordingly, reliance should not be placed on this promotional statement as the basis for making an investment, financial or other decision. This promotional statement does not take into account your investment objectives, particular needs or financial situation and is not intended to constitute advertising or advice of any kind and you should not construe the contents of promotional statement as legal, tax, investment or other advice. This promotional statement does not constitute an offer or inducement to engage in an investment activity nor does it form part of any offer documentation, offer or invitation to purchase, sell or subscribe for interests in any type of investment product or service. You should read and consider any relevant offer documentation applicable to any investment product or service and consider obtaining professional investment advice tailored to your specific circumstances before making any investment decision. While every effort has been made to ensure the information in this promotional statement is accurate, its accuracy, reliability or completeness is not guaranteed. Past performance is not a reliable indicator of future performance. Gross performance does not include any applicable management fees or expenses. Net performance is based on redemption price for the period and assumes that all distributions are reinvested. Fees indicated reflect the maximum applicable. Contractual arrangements, including any applicable management fee, may be negotiated with certain large investors. Investments in the Trusts must be accompanied by an application form. The current relevant product disclosure statements, additional information booklet, application forms and target market determination can be found on Perennial's website www.perennial.net.au. Use of the information on our website is governed by Australian law and is subject to the terms of use. No distribution of this material will be made in any jurisdiction where such distribution is not authorised or is unlawful.