

	Month (%)	Quarter (%)	FYTD (%)	1 Year (%)	2 Years (% p.a.)	3 Years (% p.a.)	5 Years (% p.a.)	7 Years (% p.a.)	10 Years (% p.a.)	Since Inception ^ (% p.a.)
Perennial Value Shares Wholesale Trust (Net)	-1.0	2.9	1.3	9.5	4.4	12.4	6.6	7.2	7.1	8.2
S&P/ASX 300 Accumulation Index	-0.8	3.9	2.1	9.0	2.5	10.5	7.0	8.5	7.9	7.8
Value Added	-0.2	-1.0	-0.8	0.5	1.9	1.9	-0.4	-1.3	-0.8	0.4

^Since inception: June 2001. Past performance is not a reliable indicator of future performance.

Overview

Markets were generally softer in August, with good economic news in the US being interpreted as bad for equities as it suggested rates will remain higher for longer. At the same time, bad economic news in China was interpreted as also being bad for equities, as what has been the main engine of global growth continued to splutter. This saw the S&P500 fall -1.8% and the NASDAQ decline -2.2%, while the FTSE100 fell -3.4% and the Nikkei 225 gave back -1.7%. The continuing weak Chinese data, and renewed concerns over the property market, saw the Shanghai composite fall -5.2%.

After selling off in the early part of the month, the Australian market staged a late recovery, with the ASX300 Accumulation Index finishing the month down only -0.8%. Reporting season was the highlight of the month. Many of the more cyclical stocks delivered better than feared results, while many of the defensives disappointed. Overall, results were sound, and highlighted that the economy continues to perform strongly. The RBA remained on hold at its August meeting, and inflation continued to ease. Retail sales bounced, house prices continued to rise, and employment remained strong.

The better than feared results from consumer-facing stocks saw Consumer Discretionary (+5.8%) the best performing sector for the month, followed by REITs (+2.2%), which also experienced a relief rally. Energy (+0.7%) also outperformed. By contrast, Metals and Mining (-2.5%) underperformed, weighed down by the negative China sentiment and generally softer commodity prices. Consumer Staples (-3.1%) were also softer as investors rotated towards more discretionary exposures.

Fund Characteristics

The Trust aims to grow the value of your investment over the long term via a combination of capital growth and income, by investing in a diversified portfolio of Australian shares, and to provide a total return (after fees) that exceeds the S&P/ASX 300 Accumulation Index measured on a rolling three-year basis.

Portfolio Managers

Stephen Bruce,
Andrew King

Trust FUM

AUD \$464 million

Distribution Frequency

Half yearly

Minimum Initial Investment

\$25,000

Trust Inception Date

June 2001

Fees

0.92% p.a.

APIR Code

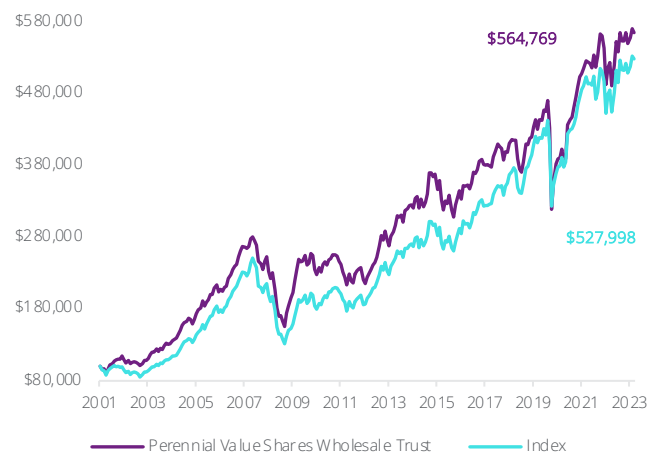
IOF0206AU

Portfolio Characteristics – FY24	Trust	Market
Price to Earnings (x)	14.5	15.9
Price to Free Cash Flow (x)	13.3	15.1
Gross Yield (%)	5.0	5.1
Price to NTA (x)	2.1	2.5

Source: Perennial Value Management. As at 31 August 2023

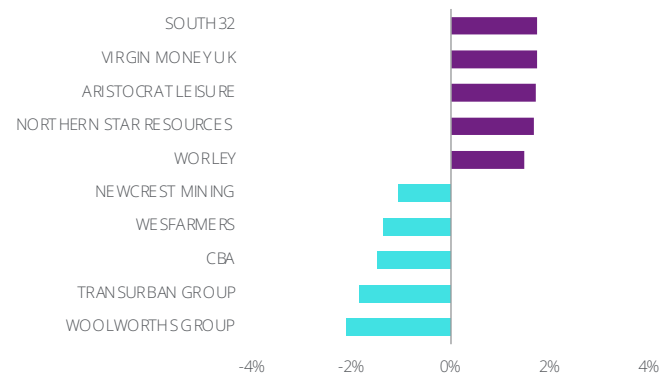
The above figures are forecasts only. While due care has been used in the preparation of forecast information, actual outcomes may vary in a materially positive or negative manner.

Growth of \$100,000 Since Inception

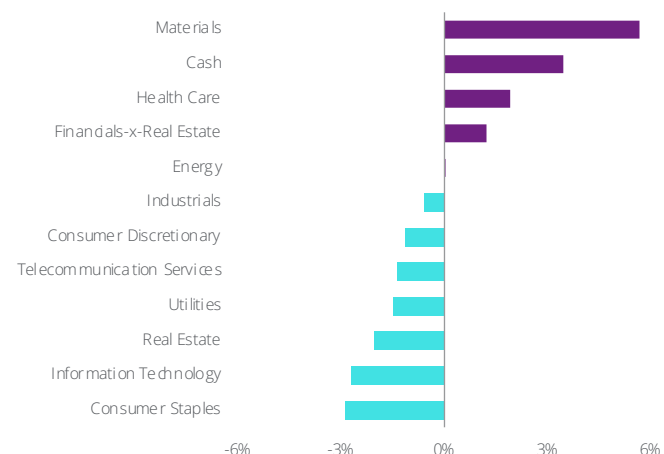


Performance shown net of fees with distributions reinvested. Does not take into account any taxes payable by an investor. Past performance is not a reliable indication of future performance.

Top 5 Over / Underweight Positions vs Index



Sector Active Exposure vs Index



Trust Review

The Trust returned -1.0%, after-fees in August, underperforming the benchmark by -0.2%.

One of the top contributors to performance over the month was building material James Hardie (+7.0%). We have previously written about how we regard this as a very high-quality business, able to generate strong earnings growth, while maintaining a high return on equity. During the month, the company reported its first quarter results, delivering record earnings and strong margins, despite the soft market conditions, which saw sales revenue decline over the quarter. However, there are indications that the US housing market has stabilised after being impacted by the rapid rise in mortgage rates. As is the case in Australia, there is a shortage of housing in the US, with inventories of single family (ie detached) homes well below pre-pandemic levels, which bodes well for underlying demand. While the company is subject to the cycle, over time it has consistently outgrown the overall market as its premium, differentiated products take share from other building materials. Management continues to focus on investing in the brand and distribution channels and we expect this to drive double-digit earnings growth over the medium term. The company recently announced that it has become the exclusive supplier of siding and trim to D.R. Horton until the end of 2026. D.R. Horton is the largest home builder in the US, delivering over 80k homes per annum, and this deal is a strong validation of James Hardie's standing in the US market.

Treasury Wine Estates (+5.2%) outperformed on speculation that the tariffs on Australian wine exports to China would soon be removed. This follows the restoration of more normal diplomatic activity between Australia and China and the recent resumption of barley exports. Should this occur, it would be very positive for earnings, with the Chinese market a key destination for their premium labels such as Penfolds. While there is no guarantee that this will happen, it was interesting to note that in their results presentation, the company stated that given the potential for the tariffs to be removed, they were "taking a measured approach to phasing of shipments of Penfolds across all markets...". This suggests that they have some degree of confidence that this will occur.

Seven Group (+6.6%) was another strong performer. The company delivered a strong result, with earnings per share up +18%. The business is well-placed, with its Westrac Caterpillar franchise benefitting from the strength of the Resources sector, while its Coates Hire business is benefitting from the high level of infrastructure investment currently being undertaken. Boral, in which Seven Group holds a 72.6% stake, also performed strongly, with both volumes and sales increasing across key products, and guiding for a strong increase in earnings in FY24. Despite the stock having rallied by more than +50% over the last 12 months, it is still trading on a relatively attractive valuation, with an FY24 P/E of 14x.

Worley (+2.1%) outperformed after delivering a strong result, with strong growth in revenue and earnings. This included strong growth in sustainability-related work, which increased to 41% of their total revenue in FY23 and now accounts for over three quarters of their factored sales pipeline going forward. While it should be noted that gas-related work is included in the sustainability category (as it is regarded as a transition fuel), Worley are developing leading market positions in the renewable energy engineering sector, which is both high margin and expected to grow very strongly over the coming years.

Other holdings which outperformed over the month included Carsales (+15.6%), Goodman Group (+13.7%), Tabcorp (+4.7%) and Aristocrat Leisure (+4.0%).

The major banks, where the Trust holds an underweight position, performed in line with the market in August. The CBA result and Q1 trading updates from the others indicated that while credit conditions remain very strong, with minimal evidence of stress in either consumer or business lending, margins are coming under increasing pressure as deposit rates increase.

The main detractors from performance over the month tended to be our Resources holdings, which were weaker on the back of lower commodity prices and negative sentiment around China.

Trust Activity

During the month, we exited our positions in United Malt and Newcrest, both of which had been subject to takeovers. We also exited our holding in Woolworths, and reduced holdings in defensives such as Telstra and Lottery Corporation. Proceeds were used to increase our holdings in a range of Resources stocks. At month end, stock numbers were 59 and cash was 3.5%.

Outlook

The global economy has proven surprisingly resilient in the face of the sharp rise in interest rates and other economic disruptions. Further, recent data suggests that, while inflation is proving sticky, it appears to have peaked. Importantly, unemployment rates remain very low in most major markets. The Australian economy continues to perform strongly, with strong employment growth, robust spending and healthy property prices. The resources and agricultural sectors continue to experience positive conditions and the surge in immigration is providing a further boost to activity.

While the backdrop is currently sound, the level of uncertainty is elevated, given the long lags in the transmission of monetary policy. As a result, a degree of caution is warranted and we prefer holding stocks with positive company specific drivers, as opposed to pure cyclical leverage, in addition to stocks with solid defensive characteristics. Importantly, the portfolio is positively leveraged to post-COVID normalisation, higher inflation, and higher interest rates. This is achieved through overweight positions in the Diversified Financials, Resources, and very select parts of the Consumer Discretionary sectors. In the defensive part of the portfolio, this is achieved through holdings in the Healthcare, Insurance, Telco and Gold sectors.

While there is a high level of economic uncertainty, our focus remains on investing in quality companies with proven business models and strong balance sheets, which are offering attractive valuations and have the ability to deliver high levels of franked dividend income to investors.

Invest Online Now

Contact us



Level 27, 88 Phillip Street
Sydney NSW 2000



1300 730 032



invest@perennial.net.au



www.perennial.net.au

Signatory of:



Issued by Perennial Value Management Limited (ABN 22 090 879 904, AFSL No. 247293) as the Investment Manager. The Responsible Entity is Perennial Investment Management Limited (ABN 13 108 747 637, AFSL No. 275101). Perennial Partners Limited (ABN 90 612 829 160) is a Corporate Authorised Representative (1293138) of Perennial Value Management Limited. Both the Investment Manager and Responsible Entity form part of Perennial Partners. This promotional statement is provided for information purposes only. Accordingly, reliance should not be placed on this promotional statement as the basis for making an investment, financial or other decision. This promotional statement does not take into account your investment objectives, particular needs or financial situation and is not intended to constitute advertising or advice of any kind and you should not construe the contents of promotional statement as legal, tax, investment or other advice. This promotional statement does not constitute an offer or inducement to engage in an investment activity nor does it form part of any offer documentation, offer or invitation to purchase, sell or subscribe for interests in any type of investment product or service. You should read and consider any relevant offer documentation applicable to any investment product or service and consider obtaining professional investment advice tailored to your specific circumstances before making any investment decision. While every effort has been made to ensure the information in this promotional statement is accurate, its accuracy, reliability or completeness is not guaranteed. Past performance is not a reliable indicator of future performance. Gross performance does not include any applicable management fees or expenses. Net performance is based on redemption price for the period and assumes that all distributions are reinvested. Fees indicated reflect the maximum applicable. Contractual arrangements, including any applicable management fee, may be negotiated with certain large investors. Investments in the Trusts must be accompanied by an application form. The current relevant product disclosure statements, additional information booklet, application forms and target market determination can be found on Perennial's website www.perennial.net.au. Use of the information on our website is governed by Australian law and is subject to the terms of use. No distribution of this material will be made in any jurisdiction where such distribution is not authorised or is unlawful.